



**TO: Winnebago Industries, Inc. Dealers**

**SUBJECT: Campaign #101 - Sightseer® and Sunova® Range Cabinet Partition**

The National Traffic and Motor Vehicle Safety Act, as amended, provides that each vehicle which is subject to a recall campaign of this type must be adequately repaired within a reasonable time after the owner has tendered it for repair. A failure to adequately repair within 60 days after tender of a vehicle is prima facie evidence of failure to repair within a reasonable time.

If the condition is not adequately repaired within a reasonable time, the owners may be entitled to an identical or reasonably equivalent vehicle at no charge or to a refund of the purchase price less a reasonable allowance for depreciation.

To avoid having to provide these burdensome solutions, every effort must be made to promptly schedule an appointment with each owner and to repair their vehicle as soon as possible. As you will see in reading the enclosed copy of the letter which is being sent to owners, the owners are being instructed to contact Winnebago Industries, Inc. if you do not remedy the condition within five days of the mutually agreed upon service date. If the condition is not remedied within a reasonable time, they are instructed on how to contact the National Highway Traffic Safety Administration.

### **REASON FOR THIS RECALL**

Winnebago Industries, Inc. has decided a defect which relates to motor vehicle safety exists in certain 2006 Winnebago Sightseer®/Itasca Sunova® (Model D33T) motor homes. These motor homes were manufactured September 7, 2005 through April 25, 2006. It has been determined that a condition exists where the flame on the cooking range may be forced downward over the burner or flame outage may occur when the cooking range and furnace are operated at the same time. This condition is possible if a cabinet panel that isolates the furnace return air is missing. If the furnace is operated at the same time as the stove and the cabinet panel is missing, the stove flame may go out and the propane gas will continue to flow, which has the potential to ignite resulting in personal injury and/or vehicle and property damage.

### **OWNER NOTIFICATION**

Owners will be notified of this campaign on their vehicles by Winnebago Industries, Inc. For all units in your inventory, the notification will be mailed to you. **DO NOT DELIVER TO A CUSTOMER ANY SUBJECT UNIT UNTIL CORRECTIVE ACTION HAS BEEN TAKEN.** Enclosed is a list of vehicles shipped to you.

### **DEALER CAMPAIGN RESPONSIBILITY**

Dealers are to service all vehicles subject to this campaign at no charge to owners regardless of mileage, age of vehicle, or ownership from this time forward.

Whenever a vehicle subject to this campaign is taken into new or used vehicle inventory or it is in your dealership for service in the future, you should take the steps necessary to be sure the campaign correction has been made before reselling or releasing the vehicle. Owners of vehicles recently sold from your new vehicle inventory are to be contacted by the dealer and arrangements made to make the required correction according to instructions contained in this campaign.

**INSTRUCTION TO PERFORM CAMPAIGN #101**

**Affected Models:**

Certain 2006 model year Winnebago Sightseer/Itasca Sunova (Model D33T) motor homes. These motor homes were manufactured September 7, 2005 through April 25, 2006.

**Repair Procedure:**

Refer to instruction sheet for inspection and installation of cabinet close-out panel.

**Parts Information:**

Parts needed to perform this recall include a thin sheet of plywood and four screws. Procure these items from your dealership inventory.

**REIMBURSEMENT**

When the service has been completed, fill out your repair order that has the labor amount and labor operation number listed below. There is a \$10 part allowance to cover the cost of the wood panel, screws, and shop supplies. Enter this amount as "nbnmiscpart" for \$10 into the WIN NET system along with the proper labor amount.

	<b><u>OPERATION NUMBER</u></b>	<b><u>TIME ALLOWANCE</u></b>
INSPECTION OF CABINET - OR -	<u>24010101</u>	<u>0.4 hr.</u>
INSTALLATION OF CLOSE-OUT PANEL	<u>24010201</u>	<u>1.0 hr.</u>

Thank you for your cooperation.

---

Winnebago Industries, Inc.  
Forest City, Iowa 50436

RP107/5

Enclosures



## INSTRUCTIONS TO PERFORM CAMPAIGN 101 RANGE CABINET PARTITION

### Models Affected:

2006 Winnebago Sightseer model D33T  
Itasca Sunova model D33T

### Tools Required:

- Screw Gun w/#2 Phillips tip
- 5/8" Open-end Wrench
- 13/16" Open-end Wrench


### Material Required:

- 1/8" thick paneling cut to 21 1/4" x 16 5/8" (3mm x 541mm x 422mm)
- 4 Screws #10-16 x .75", self drilling

### Procedure:

The procedure involves inspecting the cabinetry to assure a vertical panel is installed. If the panel is missing, one must be installed.



1. If you have a stovetop only model, remove the drawer beneath the stovetop. (A drawer replaces the oven in stovetop only models.) If you have a stovetop with an oven model, remove the drawers to the left of the oven.
2. Look for the panel shown in photo B (stovetop only) or photo C (stovetop with oven). If the panel is already installed, you can reinstall the drawer(s) and no further action is required. If the panel is missing, proceed to step 3.



3. If you have a stovetop only model, remove the screws attaching the drawer slides to the side of the cabinet and the screws attaching the backsocket frame to the cabinet (shown in photo D). Remove the drawer slide assembly from the cabinet.

If you have the stovetop with the oven model, you will need to remove the appliance with the following instructions.

- Turn off main propane supply at the tank.
  - Lift top of stove.
  - Remove the stove mounting fasteners (2 screws each on left and right sides- photo E) and then disconnect the gas supply line from the burner regulator (shown in photo F).
  - Lift out from cabinet and set aside.
4. Cut a panel to the size of 21 1/4" x 16 5/8" (541mm x 422mm)
  5. Install the panel to stickwork along left side of the cabinet with the #10 screws (shown in photo G). Assure that there are no gaps that will allow air exchange.
  6. If you have a stovetop only model, reinstall the drawer assembly and the drawers.  
If you have the stovetop with oven model, reinstall the oven and drawer.
  7. If the propane supply line has been disconnected, perform a propane gas leak test.





**RE: BODY SERIAL  
CHASSIS SERIAL**

Dear Owner:

This notice is being sent to you in accordance with the requirements of the National Traffic and Motor Vehicle Safety Act. Our records indicate that you have purchased a vehicle with the serial number which appears above.

**REASON FOR THIS RECALL**

Winnebago Industries, Inc. has decided a defect which relates to motor vehicle safety exists in certain 2006 Winnebago Sightseer®/Itasca Sunova® (Model D33T) motor homes. These motor homes were manufactured September 7, 2005 through April 25, 2006. It has been determined that a condition exists where the flame on the cooking range may be forced downward over the burner or flame outage may occur when the cooking range and furnace are operated at the same time. This condition is possible if a cabinet panel that isolates the furnace return air is missing. If the furnace is operated at the same time as the stove and the cabinet panel is missing, the stove flame may go out and the propane gas will continue to flow, which has the potential to ignite resulting in personal injury and/or vehicle and property damage.

**WHAT WE WILL DO**

Winnebago Industries, Inc. will be inspecting the cabinet assembly. Vehicles found to not have the cabinet panel will have a panel installed.

**WHAT YOU SHOULD DO**

Please contact your Winnebago Industries, Inc. dealer immediately to arrange for an appointment. The labor time necessary to perform this correction will be approximately one hour. Please allow additional time for the dealer to process your vehicle.

Winnebago Industries, Inc. dealers are best equipped to obtain parts and provide service to ensure your vehicle is corrected as promptly as possible. HOWEVER, if you take your vehicle to the dealer on the agreed date and he does not service this condition on that date or within five days, we recommend you contact Winnebago Industries, Inc., Attn.: Owner Relations Representative (641-585-6939). If you are still unable to obtain such installation without charge to you and within a reasonable time, you may contact the Administrator, N.H.T.S.A., Washington, DC 20590, or call toll free, Auto Safety Hot Line, 888-327-4236.

**IF YOU HAVE PREVIOUSLY PAID FOR THIS REPAIR**

If you have paid to remedy this issue, you may be eligible for a refund. To obtain information on a refund, contact Winnebago Industries' Owner Relations by e-mail at [or@winnebagoind.com](mailto:or@winnebagoind.com); or write us at Owner Relations Dept., P.O. Box 152, Forest City, Iowa 50436; or by telephone at (641) 585-6939 or (800) 537-1885.

**IF YOU HAVE CHANGED ADDRESS OR SOLD THE VEHICLE**

If you have changed address or sold or traded your vehicle, please let us know by contacting Winnebago Industries' Owner Relations by e-mail at [or@winnebagoind.com](mailto:or@winnebagoind.com); or write us at Owner Relations Dept., P.O. Box 152, Forest City, Iowa 50436; or by telephone at (641) 585-6939 or (800) 537-1885.

RP107/6

MEMORANDUM

Page Two

Presentation of this letter to the service center will assist in making the necessary correction to your vehicle in the shortest possible time.

Federal law requires that any vehicle lessor receiving this recall notice must forward a copy of this notice to the lessee within ten days.

We are sorry to cause you this inconvenience; however, we have taken this action in the interest of your safety and continued satisfaction with our products. This letter does not constitute an acknowledgment of legal liability.

---

Winnebago Industries, Inc.  
Forest City, Iowa 50436

RP107/7