



TO: Winnebago Industries, Inc. Dealers

SUBJECT: Campaign #112 – Propane Tank Bracket

The National Traffic and Motor Vehicle Safety Act, as amended, provides that each vehicle which is subject to a recall campaign of this type must be adequately repaired within a reasonable time after the owner has tendered it for repair. A failure to adequately repair within 60 days after tender of a vehicle is prima facie evidence of failure to repair within a reasonable time.

If the condition is not adequately repaired within a reasonable time, the owners may be entitled to an identical or reasonably equivalent vehicle at no charge or to a refund of the purchase price less a reasonable allowance for depreciation.

To avoid having to provide these burdensome solutions, every effort must be made to promptly schedule an appointment with each owner and to repair their vehicle as soon as possible. As you will see in reading the enclosed copy of the letter which is being sent to owners, the owners are being instructed to contact Winnebago Industries, Inc. if you do not remedy the condition within five days of the mutually agreed upon service date. If the condition is not remedied within a reasonable time, they are instructed on how to contact the National Highway Traffic Safety Administration.

REASON FOR THIS RECALL

Winnebago Industries, Inc. has decided that a defect which relates to motor vehicle safety exists on certain 2002, 2003, and 2004 model years Winnebago Brave[®] and Itasca Sunrise[®]; 2005 and 2006 model years Winnebago Voyage[®] and Adventurer[®] and Itasca Sunrise[®] and Suncruiser[®]. These motor homes were manufactured November 5, 2001 through April 27, 2006. The propane tank mounting bracket may have an incomplete or improper weld. Should the weld fail, the propane tank can tip or fall, possibly releasing propane which has the potential to ignite, resulting in personal injury and/or vehicle and property damage.

OWNER NOTIFICATION

Owners will be notified of this campaign on their vehicles by Winnebago Industries, Inc. For all units in your inventory, the notification will be mailed to you. **DO NOT DELIVER TO A CUSTOMER ANY SUBJECT UNIT UNTIL CORRECTIVE ACTION HAS BEEN TAKEN.** Enclosed is a list of vehicles shipped to you.

DEALER CAMPAIGN RESPONSIBILITY

Dealers are to service all vehicles subject to this campaign at no charge to owners regardless of mileage, age of vehicle, or ownership from this time forward.

Whenever a vehicle subject to this campaign is taken into new or used vehicle inventory or it is in your dealership for service in the future, you should take the steps necessary to be sure the campaign correction has been made before reselling or releasing the vehicle. Owners of vehicles recently sold from your new vehicle inventory are to be contacted by the dealer and arrangements made to make the required correction according to instructions contained in this campaign.

INSTRUCTION TO PERFORM CAMPAIGN # 112

Affected Models:

2002 model year Winnebago Brave and Itasca Sunrise, Model F34D.
2003 model year Winnebago Brave and Itasca Sunrise, Models F34D and F36M.
2004 model year Winnebago Brave and Itasca Sunrise, Models F34D and F36M.
2005 model year Winnebago Voyage and Itasca Sunrise, Models F35A, F35D, and F36M
and Winnebago Adventurer and Itasca Suncruiser, Model G35A.
2006 model year Winnebago Voyage and Itasca Sunrise, Models F35A and F35D (built prior to May 1, 2006)
and Winnebago Adventurer and Itasca Suncruiser, Model G35A (built prior to May 1, 2006).

Repair Procedure:

Refer to instruction sheet for inspection and repair of propane tank bracket welds.

REIMBURSEMENT

When the service has been completed, submit the labor amount and labor operation number listed below. Your repair order must be properly signed by both the dealer and the owner.

	OPERATION NUMBER	TIME ALLOWANCE
INSPECTION OF PROPANE TANK BRACKET	<u>24120101</u>	<u>.4 Hr.</u>
- or -		
INSPECTION AND REPAIR OF PROPANE TANK BRACKET	<u>24120201</u>	<u>.4 Hr. Plus Approved Straight Time</u>

Thank you for your cooperation.

Winnebago Industries, Inc.
Forest City, Iowa 50436

RP129/4

Enclosures



**RE: BODY SERIAL
CHASSIS SERIAL**

Dear Owner:

This notice is being sent to you in accordance with the requirements of the National Traffic and Motor Vehicle Safety Act. Our records indicate that you have purchased a vehicle with the serial number which appears above.

REASON FOR THIS RECALL

Winnebago Industries, Inc. has decided that a defect which relates to motor vehicle safety exists on certain 2002, 2003, and 2004 model years Winnebago Brave[®] and Itasca Sunrise[®]; 2005 and 2006 model years Winnebago Voyage[®] and Adventurer[®] and Itasca Sunrise[®] and Suncruiser[®]. These motor homes were manufactured November 5, 2001 through April 27, 2006. The propane tank mounting bracket may have an incomplete or improper weld. Should the weld fail, the propane tank can tip or fall, possibly releasing propane which has the potential to ignite, resulting in personal injury and/or vehicle and property damage.

WHAT WE WILL DO

Winnebago Industries, Inc. dealers will inspect and properly weld the bracket if required at no charge to you.

WHAT YOU SHOULD DO

Please contact your Winnebago Industries, Inc. dealer immediately to arrange for an appointment. The labor time necessary to perform this inspection will be approximately one-half hour. Should repair be required, additional time will be necessary. Please allow additional time for the dealer to process your vehicle.

Winnebago Industries, Inc. dealers are best equipped to obtain parts and provide service to ensure your vehicle is corrected as promptly as possible. HOWEVER, if you take your vehicle to the dealer on the agreed date and he does not service this condition on that date or within five days, we recommend you contact Winnebago Industries, Inc., Attn.: Owner Relations Representative (641/585-6939). If you are still unable to obtain such service without charge to you and within a reasonable time, you may contact The Administrator, National Highway Traffic Safety Administration, 1200 New Jersey Avenue, S.E., Washington, DC 20590, or call the toll-free Vehicle Safety Hotline at 888/327-4236; (TTY: 800/424-9153); or go to <http://www.safercar.gov>.

IF YOU HAVE PREVIOUSLY PAID FOR THIS REPAIR

If you have paid to remedy this issue, you may be eligible for a refund. To obtain information on a refund, contact Winnebago Industries Owner Relations by e-mail at or@winnebagoind.com or write us at Owner Relations Department, P.O. Box 152, Forest City, Iowa 50436, or by telephone at 641/585-6939 or 800/537-1885.

IF YOU HAVE CHANGED ADDRESS OR SOLD THE VEHICLE

If you have changed address or sold or traded your vehicle, please let us know by contacting Winnebago Owner Relations by e-mail at or@winnebagoind.com or in writing at Owner Relations Department, P.O. Box 152, Forest City, Iowa 50436 or by telephone at 641/585-6939 or 800/537-1885.

Page Two

Presentation of this letter to the service center will assist in making the necessary correction to your vehicle in the shortest possible time.

Federal law requires that any vehicle lessor receiving this recall notice must forward a copy of this notice to the lessee within ten days.

We are sorry to cause you this inconvenience; however, we have taken this action in the interest of your safety and continued satisfaction with our products. This letter does not constitute an acknowledgment of legal liability.

Winnebago Industries, Inc.
Forest City, Iowa 50436

RP129/6

Enclosure



INSTRUCTIONS TO PERFORM CAMPAIGN 112

Models Affected:

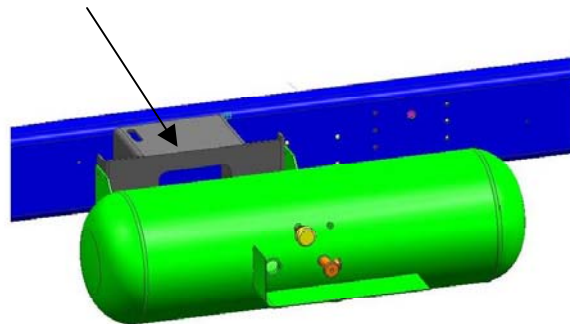
- 2002 model year Winnebago Brave/Itasca Sunrise (Model F34D)
- 2003 model year Winnebago Brave/Itasca Sunrise (Models F34D and F36M)
- 2004 model year Winnebago Brave/Itasca Sunrise (Models F34D and F36M)
- 2005 model year Winnebago Voyage/Itasca Sunrise (Models F35A, F35D, and F36M) and Winnebago Adventurer/Itasca Suncruiser (Model G35A)
- 2006 model year Winnebago Voyage/Itasca Sunrise (Models F35A and F35D built prior to 5/1/06) and Winnebago Adventurer/Itasca Suncruiser (Model G35A built prior to 5/1/06)

Tools Required:

- Hammer (welding hammer)
- Flashlight
- Magnifying Glass

NOTE: This inspection must be performed by a person competent in the welding process. If your dealership does not employ such a person, an outside source must be procured.

LP Mounting Bracket



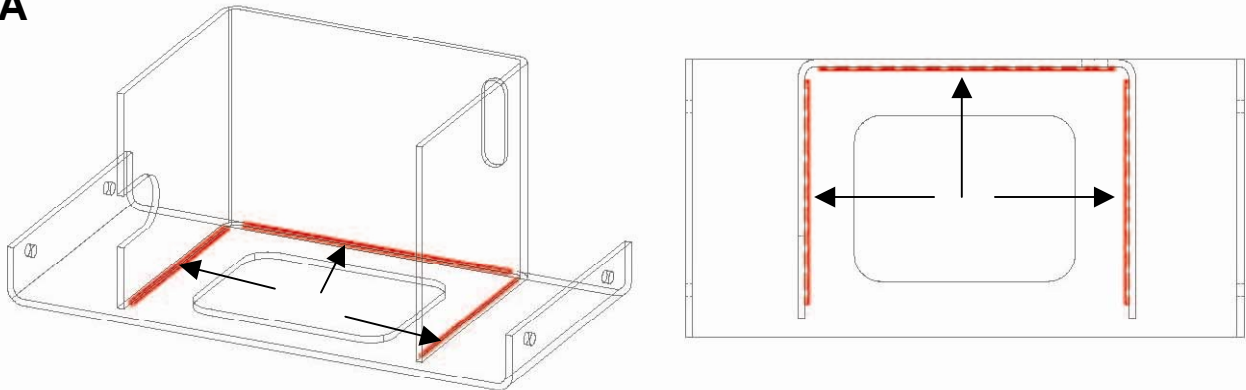
Procedure:

Inspect the LP tank mounting bracket for incomplete or improper weld.

1. Park the vehicle and chock the tires or place the vehicle on an appropriate lift.
2. Close the propane tank valve.
3. Support the propane tank and check to assure that it is secured to the vehicle and will not drop.


4. Go beneath the vehicle to inspect the welds of the bracket assembly. The welds should be placed in the position and manner shown in red. See Photo A.

A



Welds shown in red above

5. Inspect the welds for cracks, rust, or gaps between the weld and plate. See Photos B and C as an example of improper weld penetration, cracking, and fatigue.



6. Using a ball peen hammer (welding hammer) or similar tool, test the surfaces of the bracket by using the hammer to impact the surfaces to assure the bracket welds are proper and the bracket is firmly attached to the chassis rail.

Should the welds show any signs of failure, contact the Winnebago Industries Technical Service Department at (866) 653-4329. Winnebago staff will work with your dealership in order to complete repairs.